


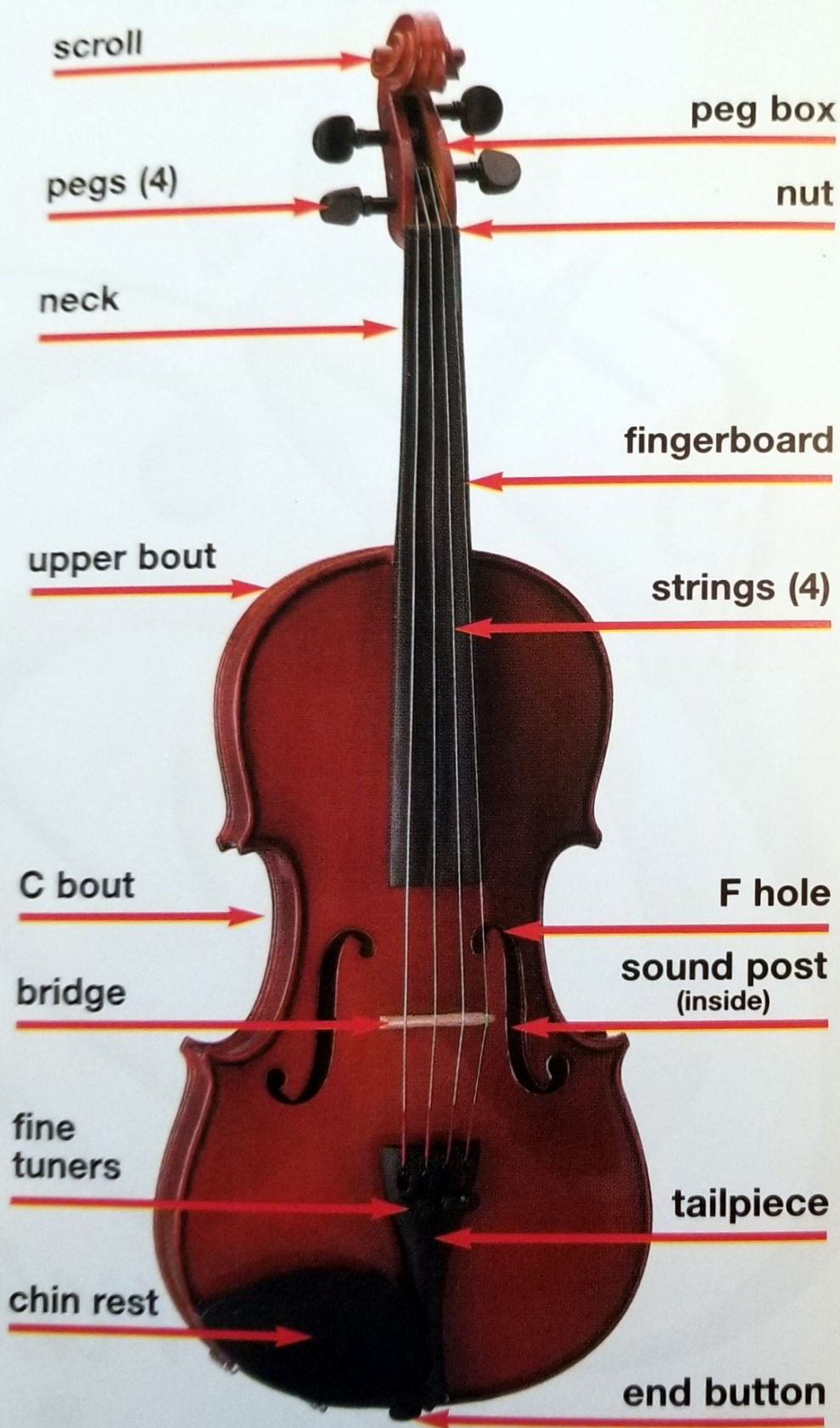


Josiah Quincy Orchestra Program  
Music Literacy Packet

MOZART ORCHESTRA


Viola

March 17 - April 17, 2020



# Rest Positions


- Stand and place the instrument in rest position under your right elbow.
- Place your left hand on the upper bout of the instrument under the neck.
- Face the bridge out, away from your body.
- Sit near the front of the chair with your feet flat on the floor.



Viola Rest Position—  
Standing



Viola Rest Position—  
Seated



Viola Rest Position—  
Seated

Pizzicato (pizz.)—pluck the string


## Pizzicato Position

As you look down the instrument, from left to right, the strings are:

C    G    D    A  
low                      high



## Left Hand Playing Position




## Bow Hold on Bow



- Make sure your thumb contacts the stick between the winding and the frog.

# NAMING THE SPACES AND LINES OF THE STAFF



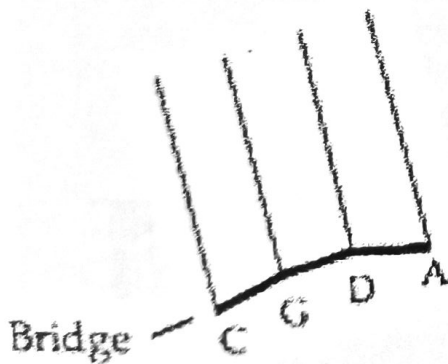
The staff has 4 spaces.  
The spaces are C B D E.



The staff has 5 lines.  
The lines are F A C E G.


## LESSON 2

### PLUCK THE OPEN STRINGS



Look down at your bridge while holding your viola. Memorize the names of the strings as you pluck them one at a time.

Say : "A D G C C G D A"



Repeat this exercise several times.

pizzicato the open strings

Viola

A D G

This musical staff is for the Viola in 3/4 time. It contains a sequence of notes: the first measure has four quarter notes on the A string (A2, A2, A2, A2); the second measure has four quarter notes on the D string (D2, D2, D2, D2); the third measure has four quarter notes on the G string (G2, G2, G2, G2); and the fourth measure has four quarter notes on the G string (G2, G2, G2, G2).

C c

This musical staff shows a sequence of notes: the first measure has four quarter notes on the C string (C2, C2, C2, C2); the second measure has four quarter notes on the c string (c2, c2, c2, c2); the third measure has four quarter notes on the c string (c2, c2, c2, c2); and the fourth measure has four quarter notes on the c string (c2, c2, c2, c2).

G D

This musical staff shows a sequence of notes: the first measure has four quarter notes on the G string (G2, G2, G2, G2); the second measure has four quarter notes on the G string (G2, G2, G2, G2); the third measure has four quarter notes on the D string (D2, D2, D2, D2); and the fourth measure has four quarter notes on the D string (D2, D2, D2, D2).

A

This musical staff shows a sequence of notes: the first measure has four quarter notes on the A string (A2, A2, A2, A2); the second measure has four quarter notes on the A string (A2, A2, A2, A2); the third measure has four quarter notes on the A string (A2, A2, A2, A2); and the fourth measure has four quarter notes on the A string (A2, A2, A2, A2).

# 4 **Rockin' on D**

CD 1:4

Observe the repeat sign.

*pizz.* 0

Count: 1 2 3 4 1 2 3 4 1 2 3 4 1 2 3 4

# 5 **Rockin' on A**

CD 1:5

*pizz.* 0

Count: 1 2 3 4 1 2 3 4 1 2 3 4 1 2 3 4





# HARRY'S WONDROUS WORLD

Quarter Note: Black  
Half Note: Red


Whole Note: Orange  
Quarter Rest: Brown

Half Rest: Yellow  
Whole Rest: Pink



[www.makingmusicfun.net](http://www.makingmusicfun.net)

Copyright © 2018 [www.makingmusicfun.net](http://www.makingmusicfun.net)



# CLOWN FISH

Quarter Note: Green  
Half Note: Light Blue

Whole Note: Orange  
Quarter Rest: Dark Gray

Half Rest: Red  
Whole Rest: Dark Blue



[www.makingmusicfun.net](http://www.makingmusicfun.net)

Copyright © 2017 [www.makingmusicfun.net](http://www.makingmusicfun.net)



EIGHTH NOTE - BLUE


QUARTER NOTE - PURPLE

HALF NOTE - PINK





Name \_\_\_\_\_

Color by note!



 quarter note  
pink

 quarter rest  
orange

 half note  
brown

Name: \_\_\_\_\_

# Musical Terms

## Worksheet #1

**Matching.** Draw a line from each symbol to its musical term.



*f*



*p*

*mp*



*mf*

1. Quarter note

2. Treble clef

3. *Forte*

4. Dotted half note

5. *Mezzo piano*

6. Whole note

7. *Piano*

8. Bass clef

9. *Mezzo forte*

10. Half note

### About This Activity

Drill three basic rhythmic values with this musical math fact worksheet. Provide the answers for the first column of "facts" (Example: ♪ + ♪ = 2). Then try to beat your score with more correct answers, or by racing the clock to complete the second and third columns in record time. This activity is great fun for the music classroom, as kids work together in pairs racing to be the first to complete the worksheet!

Worksheet One/Whole, Half and Quarter Notes

♪ + ♪ = 2



# It All Adds Up!

♪ + ♪ =

♪ + ♪ =

♪ + ♪ =

○ + ♪ =

♪ + ♪ =

○ + ○ =

○ + ♪ =

♪ + ○ =

○ + ♪ =

♪ + ♪ =

♪ + ♪ =

♪ + ♪ =

○ + ♪ =

♪ + ♪ =

♪ + ○ =

♪ + ♪ =

○ + ♪ =

♪ + ♪ =

○ + ○ =

♪ + ♪ =

♪ + ♪ =

♪ + ○ =

○ + ♪ =

○ + ○ =

○ + ♪ =

○ + ♪ =

♪ + ♪ =

♪ + ♪ =

○ + ○ =

♪ + ♪ =

Score: \_\_\_\_\_ of 10

Score: \_\_\_\_\_ of 10

Score: \_\_\_\_\_ of 10

Bonus Question:

○ + ♪ + ♪ + ♪ + ♪ + ○ + ♪ + ♪ + ♪ + ♪ + ♪ + ○ =

